


ELIXA BASIC



Cappe snack in acciaio inox AISI 430 con e senza aspiratore

Snacks hoods in stainless steel AISI 430 with and without aspirator

Hottes en acier inox AISI 430 avec et sans aspirateur

Snack-Entlüftungshauben aus Edelstahl AISI 430 mit und ohne Absauggerät

Caratteristiche generali:

- Costruzione in acciaio inox AISI 430, satinatura scotch-brite.
- Assemblata tramite puntatura elettrica.
- Filtri antigrasso in acciaio inox a labirinto (P70/90 40x40 e P110 40x50)
- Canalina sagomata antigocciolamento per la raccolta dei grassi.
- Rubinetto di scarico grassi

Versioni con caratteristiche in aggiunta a quelle generali

M: manufatto con gruppo aspirante incorporato 230/1/50 IP55

JL: manufatto con gruppo aspirante, lampada e regolatore di velocità analogico incorporato

Characteristics:

- Hoods in stainless steel AISI 430, with scotch-brite satin finish.
- Assembled through electric spot welds. Labyrinth filters in stainless steel (P70/90 40x40 and P110 40x50)
- Fat collection channel with drop prevention system.
- Grease tap

Versions with characteristics in adding to those generates them

M: Basic version with built-in exhaust fan 230/1/50 IP55

JL: Basic version with exhaust fan, lighting and inc. analogic speed variator

Caractéristiques:

- Construction en acier inoxydable AISI 430, satiné scotch-brite.
- Hotte assemblée par pointage électrique.
- Filtres à labyrinthe en réseau inoxydable (P70/90 40x40 et P110 40x50)
- Goulotte spéciale anti-dégouttement pour le recueil des graisses.
- Robinet d'écoulement des graisses

Versions avec des caractéristiques dans ajoutée à celles générales

M: Version base avec aspirateur incorporé 230/1/50 IP55

JL: Version base avec aspirateur, lampe et régulateur de vitesse analogique incorporé

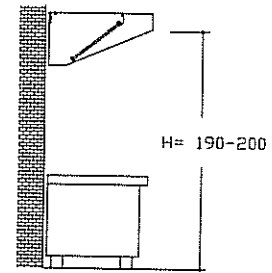
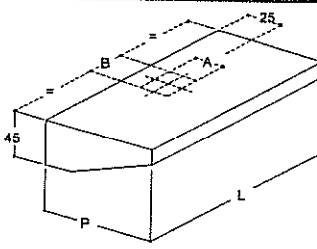
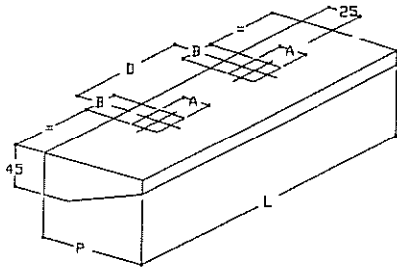
Merkmale:

- Monoblock - Konstruktion aus Edelstahl AISI 430 mit Scotch-Brite- Satinierung.
- Die Hauben sind punkgeschweißt.
- Fettfilter aus Edelstahl mit Labyrinth.(P70/90 40x40 und P110 40x50)
- Tropfschutz - profilfilterrinne zum auffangen des Fetts.
- Fettablasshahn

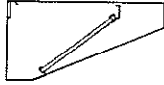
Versionen mit Eigenschaften, beim Hinzufügen denen erzeugt sie

M: Basisversion mit eing. Absauggerät 230/1/50 IP55

JL: Basisversion mit eing. Absauggerät, Lampe und eing. Geschwindigkeitsregler

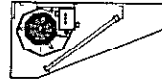


EB B



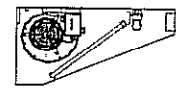
- SOLO MANUFATTO

EB M



- CON MOTORE


EB JL



- MOTORE
- REGOLATORE DI VELOCITA'
- LAMPADA

| DIMENSIONI P x L | CODICE | FORO | | | PORTATA m³/h | CODICE | CODICE | FORO A x B | MOTORE 7/7 1,7A 9/9T 3,8A | PORTATA m³/h | FILTRI N° | VOL. m³ |
|---------------------|---------|---------|-----|--|-----------------|---------|----------|---------------|---------------------------------|-----------------|--------------|------------|
| | | A x B | D | | | | | | | | | |
| 70 x 80 | EB0708B | 30 x 30 | | | 500 / 1000 | EB0708M | EB0708JL | 21 x 24 | 7/7 | 1000 | 1 | 0,29 |
| 70 x 100 | EB0710B | 30 x 30 | | | 1 / 2000 | EB0710M | EB0710JL | 21 x 24 | 7/7 | 1260 | 2 | 0,36 |
| 70 x 120 | EB0712B | 30 x 30 | | | 1 / 2000 | EB0712M | EB0712JL | 21 x 24 | 7/7 | 1260 | 2 | 0,43 |
| 70 x 140 | EB0714B | 30 x 30 | | | 1 / 2000 | EB0714M | EB0714JL | 21 x 24 | 7/7 | 1260 | 2 | 0,50 |
| 70 x 160 | EB0716B | 30 x 40 | | | 2 / 3000 | EB0716M | EB0716JL | 21 x 24 | 7/7 | 1620 | 3 | 0,58 |
| 70 x 180 | EB0718B | 30 x 40 | | | 2 / 3000 | EB0718M | EB0718JL | 21 x 24 | 7/7 | 1620 | 3 | 0,65 |
| 70 x 200 | EB0720B | 30 x 40 | | | 2 / 3000 | EB0720M | EB0720JL | 21 x 24 | 7/7 | 1620 | 3 | 0,72 |
| 70 x 220 | EB0722B | 30 x 40 | | | 2 / 3000 | EB0722M | EB0722JL | 21 x 24 | 7/7 | 1620 | 3 | 0,79 |
| 70 x 240 | EB0724B | 30 x 40 | | | 2 / 3000 | EB0724M | EB0724JL | 21 x 24 | 7/7 | 1620 | 4 | 0,86 |
| 70 x 260 | EB0726B | 30 x 40 | | | 2 / 3000 | EB0726M | EB0726JL | 21 x 24 | 7/7 | 1620 | 4 | 0,94 |
| 70 x 280 | EB0728B | 30 x 40 | 140 | | 2 / 4000 | EB0728M | EB0728JL | 27 x 30 | 9/9T | 2520 | 5 | 1,01 |
| 70 x 300 | EB0730B | 30 x 40 | 150 | | 3 / 5000 | EB0730M | EB0730JL | 27 x 30 | 9/9T | 2520 | 6 | 1,08 |
| 90 x 100 | EB0910B | 30 x 30 | | | 1 / 2000 | EB0910M | EB0910JL | 21 x 24 | 7/7 | 1260 | 2 | 0,45 |
| 90 x 120 | EB0912B | 30 x 30 | | | 1 / 2000 | EB0912M | EB0912JL | 21 x 24 | 7/7 | 1260 | 2 | 0,54 |
| 90 x 140 | EB0914B | 30 x 30 | | | 1 / 2000 | EB0914M | EB0914JL | 21 x 24 | 7/7 | 1260 | 2 | 0,63 |
| 90 x 160 | EB0916B | 30 x 40 | | | 2 / 3000 | EB0916M | EB0916JL | 21 x 24 | 7/7 | 1620 | 3 | 0,72 |
| 90 x 180 | EB0918B | 30 x 40 | | | 2 / 3000 | EB0918M | EB0918JL | 21 x 24 | 7/7 | 1620 | 3 | 0,81 |
| 90 x 200 | EB0920B | 30 x 40 | | | 2 / 3000 | EB0920M | EB0920JL | 27 x 30 | 9/9T | 2520 | 3 | 0,90 |
| 90 x 220 | EB0922B | 30 x 40 | | | 2 / 3000 | EB0922M | EB0922JL | 27 x 30 | 9/9T | 2520 | 3 | 0,99 |
| 90 x 240 | EB0924B | 30 x 40 | | | 2 / 3000 | EB0924M | EB0924JL | 27 x 30 | 9/9T | 2520 | 4 | 1,08 |
| 90 x 260 | EB0926B | 30 x 40 | | | 2 / 3000 | EB0926M | EB0926JL | 27 x 30 | 9/9T | 2520 | 4 | 1,17 |
| 90 x 280 | EB0928B | 30 x 40 | 140 | | 2 / 4000 | EB0928M | EB0928JL | 27 x 30 | 9/9T | 2520 | 5 | 1,26 |
| 90 x 300 | EB0930B | 30 x 40 | 150 | | 3 / 5000 | EB0930M | EB0930JL | 27 x 30 | 9/9T | 2520 | 6 | 1,35 |
| 90 x 320 | EB0932B | 30 x 50 | 160 | | 3 / 5000 | | | | | | 6 | 1,44 |
| 90 x 360 | EB0936B | 30 x 50 | 180 | | 4 / 6000 | | | | | | 7 | 1,62 |
| 90 x 400 | EB0940B | 30 x 50 | 200 | | 4 / 6000 | | | | | | 7 | 1,80 |
| 110 x 100 | EB1110B | 30 x 30 | | | 1 / 2000 | EB1110M | EB1110JL | 21 x 24 | 7/7 | 1260 | 2 | 0,54 |
| 110 x 120 | EB1112B | 30 x 30 | | | 1 / 2000 | EB1112M | EB1112JL | 21 x 24 | 7/7 | 1260 | 2 | 0,65 |
| 110 x 140 | EB1114B | 30 x 30 | | | 1 / 2000 | EB1114M | EB1114JL | 21 x 24 | 7/7 | 1260 | 2 | 0,76 |
| 110 x 160 | EB1116B | 30 x 40 | | | 2 / 3000 | EB1116M | EB1116JL | 21 x 24 | 7/7 | 1620 | 3 | 0,86 |
| 110 x 180 | EB1118B | 30 x 40 | | | 2 / 3000 | EB1118M | EB1118JL | 21 x 24 | 7/7 | 1620 | 3 | 0,97 |
| 110 x 200 | EB1120B | 30 x 40 | | | 2 / 3000 | EB1120M | EB1120JL | 27 x 30 | 9/9T | 2520 | 3 | 1,08 |
| 110 x 220 | EB1122B | 30 x 40 | | | 2 / 3000 | EB1122M | EB1122JL | 27 x 30 | 9/9T | 2520 | 3 | 1,19 |
| 110 x 240 | EB1124B | 30 x 40 | | | 3 / 4000 | EB1124M | EB1124JL | 27 x 30 | 9/9T | 2520 | 4 | 1,30 |
| 110 x 260 | EB1126B | 30 x 40 | | | 3 / 4000 | EB1126M | EB1126JL | 27 x 30 | 9/9T | 2520 | 4 | 1,40 |
| 110 x 280 | EB1128B | 30 x 40 | 140 | | 3 / 5000 | EB1128M | EB1128JL | 27 x 30 | 9/9T | 2520 | 5 | 1,51 |
| 110 x 300 | EB1130B | 30 x 40 | 150 | | 4 / 6000 | EB1130M | EB1130JL | 27 x 30 | 9/9T | 2520 | 6 | 1,62 |
| 110 x 320 | EB1132B | 30 x 50 | 160 | | 4 / 6000 | | | | | | 6 | 1,73 |
| 110 x 360 | EB1136B | 30 x 50 | 180 | | 5 / 7000 | | | | | | 7 | 1,94 |
| 110 x 400 | EB1140B | 30 x 50 | 200 | | 5 / 7000 | | | | | | 7 | 2,16 |

Lampada IP65



| L cappe cm | Caratteristiche | Modello |
|--------------|-------------------|---------|
| da 80 a 160 | 1 x 20 w L 65 cm | L20 |
| da 180 a 300 | 1 x 40 w L 130 cm | L40 |
| da 320 a 400 | 2 x 40 w L 130 cm | L40 |

Pistra a collarino inox



| Dimensioni cm | Modello |
|----------------|---------|
| 38 x 38 x Ø 20 | P20 |
| 38 x 38 x Ø 25 | P25 |
| 38 x 38 x Ø 30 | P30 |

Regolatore di velocità

| Caratteristiche | Modello |
|---|---------|
| Analogico-analogic-analogique-230/1/50 5 A. | RA |
| Digitale-digital 230/1/50 8 A. | RD |



* A richiesta cappa con illuminazione ad incasso

* Sur demande hottes avec éclairage à encaissement

* On request hoods whit inc. lighting with plexiglass

* Auf Anfrage Hauben mit Einbaubeleuchtung